







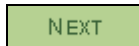






## Switch a Class

Step	Action
1.	Click the <b>Enroll</b> link. 
2.	Click the <b>edit</b> link. 
3.	Click the <b>Select from your schedule</b> list. 
4.	Click on <b>PHIL 1001: Philosophy 1K</b> . 
5.	Click the <b>Proceed to Step 2 of 3</b> button. 
6.	Click the <b>View All Sections</b> link. 
7.	Tutorial 17 is currently selected.  To change to Tutorial 01 click the <b>TU01</b> option. 
8.	Click the <b>scrollbar</b> .
9.	Click the <b>Next</b> button. 
10.	Click the <b>Next</b> button. 
11.	You can make a final check on your edit request before clicking the <b>Finish Editing</b> button. 
12.	If your drop has been successful you can check your updated timetable by clicking the <b>My Class Schedule</b> button. 
13.	Click the <b>Weekly Calendar View</b> option. 
14.	To exit MyCampus click on the <b>Sign out</b> link. 
15.	Thank you for completing this MyCampus demonstration. <b>End of Procedure.</b>